



## **Kenora Police Services Board Regular Meeting Agenda**

**Friday, March 25, 2022  
2:30 p.m.  
City Hall Council Chambers**

- 
- 1. Roll Call**
  - 2. Declarations of Pecuniary Interest**
  - 3. Approval of the Agenda – Resolution #1**
  - 4. Presentations/Delegations**
  - 5. Minutes of the Previous Meeting(s) – Resolution #2**
    - Regular Kenora Police Services Board – February 24, 2022
  - 6. Business Arising from Minutes (Outstanding Items)**
  - 7. Receipt of Correspondence**
    - February 28 – Debra Bruyere – Zone 1 Directors
  - 8. New Business –**
    - Strategic Plan update
    - Multi-sectoral collaboration in relation to Developmental Services
    - OAPSB 2022 Spring Conference and AGM - May 26-27, 2022
  - 9. Detachment Commander's Report**
    - December 2021, January 2022 Statistical Report
  - 10. Next Meeting Date**
    - April 21, 2022 @ 1:00 p.m.
  - 11. Adjournment – Resolution #3**

That in accordance with Subsection 35(4) of the Police Services Act, authorization is now given for the Police Services Board to adjourn to a closed session under section:  
*(b) Intimate financial or personal matters (2 items)*
  - 12. Reconvene to Open Session & Adjourn – Resolution #4**



## Kenora Police Services Board Regular Meeting Minutes

Thursday, February 24, 2022  
3:00 p.m.  
Virtual Attendance

Due to the COVID-19 Pandemic, the Board met electronically as permitted by the Provincial Emergency order.

**Present:** S. Dias, Board Chair D. Canfield, Member  
W. Van Belleghem, Member A. Poirier, Member (arrived at 3:07 p.m.)  
D. Reynard, Member H. Pihulak, Board Secretary  
J. Neild, OPP Operations Staff Sergeant

### Declarations of Pecuniary Interest

There were none declared.

### Approval of the Agenda – Resolution #1

Moved by D. Reynard, Seconded by D. Canfield & Carried: -

That the agenda of the Regular Kenora Police Services Board February 24, 2022 meeting be hereby approved.

### Presentations/Delegations

None

### Minutes of the Previous Meeting(s) – Resolution #2

Moved by D. Canfield, Seconded by W. Van Belleghem & Carried: -

That the minutes of the last regular meeting of the Kenora Police Services Board held January 27, 2022 be confirmed as written and circulated.

### Receipt of Correspondence – Resolution #3

None

### New Business - Strategic Plan Discussion

Dan Penner from Urban Systems led the Board through a strategic planning process and the next steps in the plan. Board members provided feedback into the plan and Urban Systems will now put together the plan based on Board feedback, public and outreach feedback.

### Detachment Commander's Report –

No report presented for February and will be deferred to March meeting.

### Next Meeting Date

➤ March 24, 2022 @ 1:00 p.m.

**Adjourn to Closed Session – Resolution #3**

Moved by D. Reynard, Seconded by A. Poirier & Carried: -

That in accordance with Subsection 35(4) of the Police Services Act, authorization is now given for the Police Services Board to adjourn to a closed session at 4:18 p.m. under section:

(b) Intimate financial or personal matters (2 items)

**Reconvene & Adjournment – Resolution #4**

Moved by D. Reynard, Seconded by A. Poirier & Carried: -

That the Board reconvenes to its open session at 4:27 p.m. with no reports from its closed session.

That the Regular Kenora Police Services Board meeting be hereby adjourned at 4:27 p.m.

**Ministry of the Solicitor General**

Public Safety Division

25 Grosvenor St.  
12<sup>th</sup> Floor  
Toronto ON M7A 2H3

Telephone: (416) 314-3377  
Facsimile: (416) 314-4037

**Ministère du Solliciteur général**

Division de la sécurité publique

25 rue Grosvenor  
12<sup>e</sup> étage  
Toronto ON M7A 2H3

Téléphone: (416) 314-3377  
Télécopieur: (416) 314-4037



**MEMORANDUM TO:** All Chiefs of Police and  
Commissioner Thomas Carrique  
Chairs, Police Services Boards

**FROM:** Richard Stubbings  
Assistant Deputy Minister  
Public Safety Division

**SUBJECT:** Developmental Services

<b>DATE OF ISSUE:</b>	<b>October 6, 2021</b>
<b>CLASSIFICATION:</b>	<b>General Information</b>
<b>RETENTION:</b>	<b>Indefinite</b>
<b>INDEX NO.:</b>	<b>21-0105</b>
<b>PRIORITY:</b>	<b>Normal</b>

At the request of the Ministry of Children, Community and Social Services, I am sharing a communication regarding multi-sectoral collaboration in relation to Developmental Services, to better address the needs of adults with a developmental disability.

For further information, please review the attached memo from Assistant Deputy Minister Rupert Gordon. If you have any questions, please contact Corwin Troje at [Corwin.Troje@ontario.ca](mailto:Corwin.Troje@ontario.ca).

Sincerely,

A handwritten signature in black ink, appearing to read "R. Stubbings".

Richard Stubbings  
Assistant Deputy Minister  
Public Safety Division

Attachments

c: Mario Di Tommaso, O.O.M.  
Deputy Solicitor General, Community Safety

# Information about Developmental Services

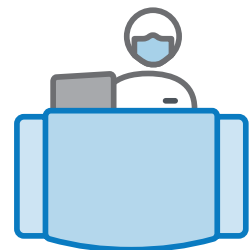
September 2021



## Developmental Disabilities Justice Toolkit

The **Developmental Disabilities Justice Toolkit** is a resource for criminal justice professionals such as police officers, designed to increase awareness about vulnerabilities experienced by people with a developmental disability when they become involved with the criminal justice system and to provide information and practical tips for interacting with people with a developmental disability.

[hsjcc.on.ca/our-work/partner-updates/community-networks-of-specialized-care/developmental-disabilities-in-the-justice-system/](https://hsjcc.on.ca/our-work/partner-updates/community-networks-of-specialized-care/developmental-disabilities-in-the-justice-system/)



## Developmental Services Ontario Offices (DSOs)

**DSOs** are the central point of access for adult developmental services across the province, helping adults with developmental disabilities connect to services and supports in their communities. The DSO is there to provide information, confirm eligibility, complete applications and needs assessments, assist with service navigation, and make referrals to services and supports.

There are nine DSOs across Ontario, operating during regular business hours. More information, including contact details, can be found on the DSO website. [www.dsontario.ca](http://www.dsontario.ca)

## After-Hours Urgent Response

When police are responding to non-emergency situations involving an adult with a developmental disability outside business hours, **officers may call:**



**1-800-575-2222 (toll-free)  
Monday-Friday 4:30 pm - 8:30 am,  
and on weekends and holidays.**

This phone line is **not** for an emergency and/or mental health crisis. It should only be used by police officers where there is perceived risk to an adult with a developmental disability (e.g. loss of residence, caregiver unable to provide care due to illness) and assistance cannot wait until the next business day when the local Developmental Services Ontario office (DSO) could be contacted.

The responding police officer will be connected with an on-call developmental service agency that will review the situation and work in collaboration on a local after-hours response, as appropriate/available.

## ReportON What Police Services Should Know

The Ministry of Children, Community and Social Services (MCCSS) established **ReportON**, a toll-free phone line **1-800-575-2222**, TTY **1-844-309-1025** and email address [reportONdisability@ontario.ca](mailto:reportONdisability@ontario.ca) to enable anyone to share their concerns directly to MCCSS about alleged or witnessed abuse and/or neglect of an adult with a developmental disability.

## ReportON

- Promotes the safety, health and well-being of adults with a developmental disability.
- Reinforces the expectation that there be zero tolerance of abuse and neglect of vulnerable individuals.

ReportON may also provide information-based referrals to appropriate supports.

ReportON does not replace existing emergency services.

If a person contacts ReportON because their own health and safety, or that of another person, is at imminent risk, ReportON will advise them to contact 911.

ReportON follows up, as appropriate, on allegations within its jurisdiction. This may include contacting local police to request a wellness check on an adult with a developmental disability. In such cases, that individual may require support/special accommodation to participate in an interview and/or other aspects of any investigation.

In such circumstances, the duties of the officer may include and are not limited to:

- Visiting and doing a walk-through of alleged victim's site/residence.
- Communicating with the alleged victim in privacy, away from any alleged perpetrator.
- Connecting with additional supports as needed (e.g. an abuse coordinator, mental health worker, mobile crisis response team, etc.)
- Following up with ReportON staff to share the outcome of the wellness check, as the police deem appropriate.

**For additional information, please visit [ontario.ca/ReportON](http://ontario.ca/ReportON).**



**2022** OAPSB  
SPRING CONFERENCE & AGM  
MAY 26<sup>TH</sup> - 27<sup>TH</sup>, 2022  
HYBRID EVENT TORONTO AIRPORT

**NOW HYBRID**

**Spring Conference & AGM  
May 26 & 27, 2022**


OAPSB Spring Conference Chair Lisa MacDonald invites all members and partners to the 2022 Spring Conference & AGM.

The Ontario Association of Police Service Boards' 2022 Spring Conference and AGM is being held in person AND online on May 26-27, 2022.

The in-person conference will take place at the Toronto Airport Marriott and will be live-streamed to virtual participants through Eventmobi.

Early Bird rates are only available until April 1, 2022.

- Early Bird Member Full Conference Pass \$450**  
*Valid until April 1, 2022. Member Conference Pass full price will be \$499*
  
- Early Bird Member Full VIRTUAL Conference Pass \$350**  
*Valid until April 1, 2022. Member Conference Pass full price will be \$399*
  
- Non-Member Full Conference Pass \$550**
  
- Non-Member Full VIRTUAL Conference Pass \$450**
  
- Group Purchase - Includes 5 Virtual Unique Access Links \$1500**



Kenora Detachment  
350 Hwy 17A  
Kenora, On, P9N 3X7  
807-548-5534

A/Inspector Jim NEILD  
Detachment Commander

---

# **Report to Kenora Police Services Board**

**Jan to Dec**

**2021**

---

•  
•  
•  
•  
•  
•  
•  
•  
•  
•

Financial:

**See MPB Financial Report**

**Policing Annual Costs:**

Actual Costs – 2011	<b>\$ 6,171,359.00</b>
Actual Costs – 2012	<b>\$ 5,882,408.00</b>
Actual costs – 2013	<b>\$ 5,917,335.00</b>
Actual costs – 2014	<b>\$6,712,397.00</b>
Actual Costs – 2015	<b>\$6,464,472.00</b>
Actual Costs – 2016	<b>\$6,047,978.00</b>
Actual cost – 2017	<b>\$5,631,454.00</b>
Actual Costs – 2018	<b>\$5,813,375.00</b>
Actual Costs – 2019	<b>\$6,150,401.00</b>
Estimated Costs – 2020	<b>\$6,076,558.00</b>
<b>Actual Costs – 2020</b>	<b>\$ 5,991,453.00</b>
<b>Estimated Costs – 2021</b>	<b>\$6,471,490.00</b>
<b>Estimated Costs – 2022</b>	<b>\$6,741,099.00</b>



⋮  
**Operations:**

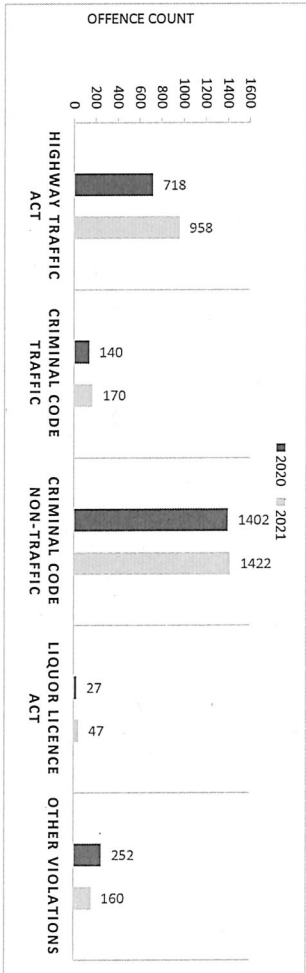
Total Number of Calls for Service:

**18,147**

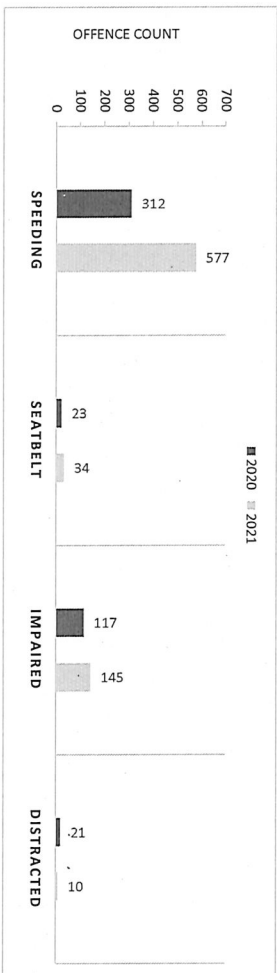
Starting Year	2021
Starting Month	Jan
Ending Month	Dec

**Police Services Board Report**  
**Integrated Court Offence Network**  
 Jan - Dec 2021

Criminal Code and Provincial Statutes Charges Laid	Jan to Dec.		% Change
	2020	2021	
<b>Offence Count</b>			
Highway Traffic Act	718	958	33.4%
Criminal Code Traffic	140	170	21.4%
Criminal Code Non-Traffic	1402	1422	1.4%
Liquor Licence Act	27	47	74.1%
Other Violations	252	160	-36.5%
Controlle Drugs and Subst.	104	105	1.0%
<b>All violations</b>	<b>2539</b>	<b>2757</b>	<b>8.6%</b>



Traffic Related Charges	Jan to Dec.		% Change
	2020	2021	
<b>Offence Count</b>			
Speeding	312	577	84.9%
Seatbelt	23	34	47.8%
Impaired	117	145	23.9%
Distracted	21	10	-52.4%



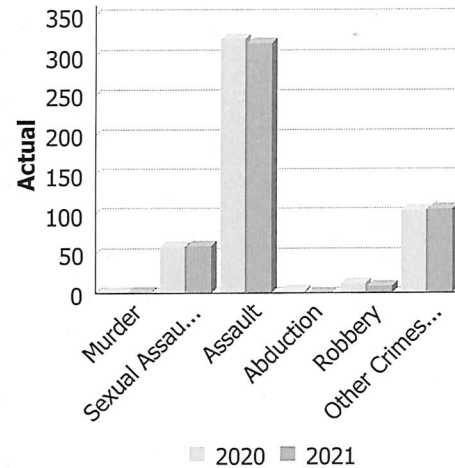
Integrated Court Offence Network data is updated on a monthly basis. Data could be as much as a month and a half behind  
**Data Utilized**  
 Ministry of Attorney General, Integrated Court Offence Network  
 Integrated Court Offence Network Business Intelligence Cube

Detachment:	ZF00
Data Source Date:	Feb. 12/22
Report Generated On:	Feb. 12/22
Report Generated By:	J. Follis

**Police Services Board Report for Kenora  
Records Management System  
January to December - 2021**

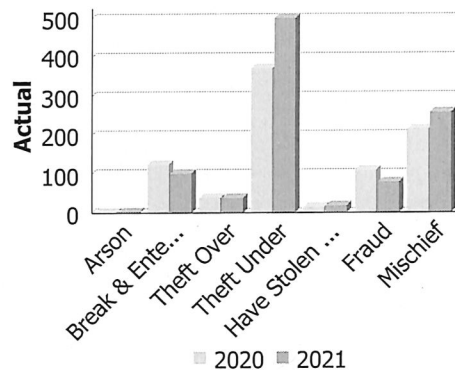
**Violent Crime**

Actual	January to December			Year to Date - December		
	2020	2021	% Change	2020	2021	% Change
Murder	0	1	--	0	1	--
Other Offences Causing Death	0	0	--	0	0	--
Attempted Murder	0	0	--	0	0	--
Sexual Assault	59	60	1.7%	59	60	1.7%
Assault	320	315	-1.6%	320	315	-1.6%
Abduction	3	0	-100.0%	3	0	-100.0%
Robbery	12	9	-25.0%	12	9	-25.0%
Other Crimes Against a Person	104	106	1.9%	104	106	1.9%
<b>Total</b>	<b>498</b>	<b>491</b>	<b>-1.4%</b>	<b>498</b>	<b>491</b>	<b>-1.4%</b>



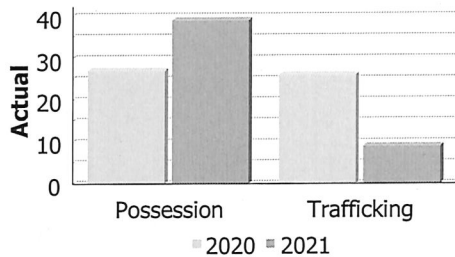
**Property Crime**

Actual	January to December			Year to Date - December		
	2020	2021	% Change	2020	2021	% Change
Arson	2	3	50.0%	2	3	50.0%
Break & Enter	124	101	-18.5%	124	101	-18.5%
Theft Over	38	38	0.0%	38	38	0.0%
Theft Under	371	500	34.8%	371	500	34.8%
Have Stolen Goods	14	18	28.6%	14	18	28.6%
Fraud	108	78	-27.8%	108	78	-27.8%
Mischief	215	258	20.0%	215	258	20.0%
<b>Total</b>	<b>872</b>	<b>996</b>	<b>14.2%</b>	<b>872</b>	<b>996</b>	<b>14.2%</b>



**Drug Crime**

Actual	January to December			Year to Date - December		
	2020	2021	% Change	2020	2021	% Change
Possession	27	39	44.4%	27	39	44.4%
Trafficking	26	9	-65.4%	26	9	-65.4%
Importation and Production	0	0	--	0	0	--
<b>Total</b>	<b>53</b>	<b>48</b>	<b>-9.4%</b>	<b>53</b>	<b>48</b>	<b>-9.4%</b>



Detachment: 2F - KENORA  
 Location code(s): 2F00 - KENORA  
 Area code(s): 2008 - Kenora  
 Data source date:  
 2022/02/05

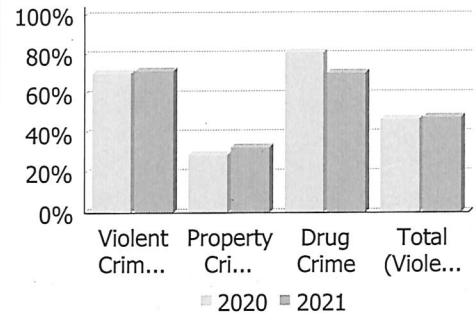
Report Generated by:  
 Follis, Julie

Report Generated on:  
 11-Feb-22 4:38:06 PM  
 PP-CSC-Operational Planning-4300

**Police Services Board Report for Kenora  
Records Management System  
January to December - 2021**

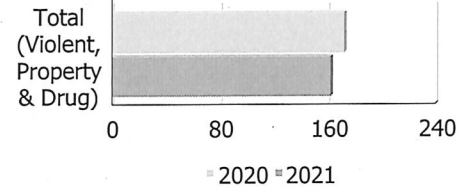
**Clearance Rate**

Clearance Rate	January to December			Year to Date - December		
	2020	2021	Difference	2020	2021	Difference
Violent Crime	70.7%	71.9%	1.2%	70.7%	71.9%	1.2%
Property Crime	29.1%	33.0%	3.9%	29.1%	33.0%	3.9%
Drug Crime	81.1%	70.8%	-10.3%	81.1%	70.8%	-10.3%
<b>Total (Violent, Property &amp; Drug)</b>	<b>47.2%</b>	<b>48.3%</b>	<b>1.0%</b>	<b>47.2%</b>	<b>48.3%</b>	<b>1.0%</b>



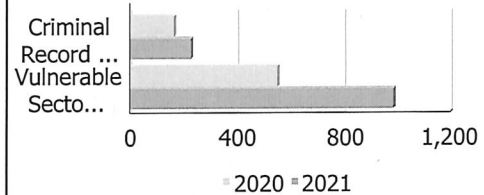
**Unfounded**

Unfounded	January to December			Year to Date - December		
	2020	2021	% Change	2020	2021	% Change
Total (Violent, Property & Drug)	172	162	-5.8%	172	162	-5.8%



**Criminal Record and Vulnerable Sector Screening Checks**

Actual	January to December			Year to Date - December		
	2020	2021	% Change	2020	2021	% Change
Criminal Record Checks	165	229	38.8%	165	229	38.8%
Vulnerable Sector Screening Checks	552	986	78.6%	552	986	78.6%



Data contained within this report is dynamic in nature and numbers will change over time as the Ontario Provincial Police continue to investigate and solve crime.

**Data Utilized**

- Major Crimes
- Niche RMS All Offence Level Business Intelligence Cube

**Detachment:** 2F - KENORA  
**Location code(s):** 2F00 - KENORA  
**Area code(s):** 2008 - Kenora  
**Data source date:**  
 2022/02/05

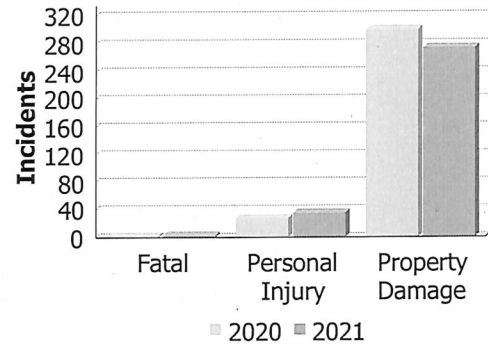
**Report Generated by:**  
 Follis, Julie

**Report Generated on:**  
 11-Feb-22 4:38:06 PM  
 PP-CSC-Operational Planning-4300

**Police Services Board Report for Kenora  
Collision Reporting System  
January to December - 2021**

**Motor Vehicle Collisions by Type**

Incidents	January to December			Year to Date - December		
	2020	2021	% Change	2020	2021	% Change
Fatal	2	3	50.0%	2	3	50.0%
Personal Injury	27	35	29.6%	27	35	29.6%
Property Damage	300	274	-8.7%	300	274	-8.7%
<b>Total</b>	<b>329</b>	<b>312</b>	<b>-5.2%</b>	<b>329</b>	<b>312</b>	<b>-5.2%</b>



**Fatalities in Detachment Area**

Incidents		January to December			Year to Date - December		
		2020	2021	% Change	2020	2021	% Change
Motor Vehicle Collision	Fatal Incidents	1	3	200.0%	1	3	200.0%
	Alcohol Related	1	0	-100.0%	1	0	-100.0%
Off-Road Vehicle	Fatal Incidents	1	0	-100.0%	1	0	-100.0%
	Alcohol Related	1	0	-100.0%	1	0	-100.0%
Motorized Snow Vehicle	Fatal Incidents	0	0	--	0	0	--
	Alcohol Related	0	0	--	0	0	--

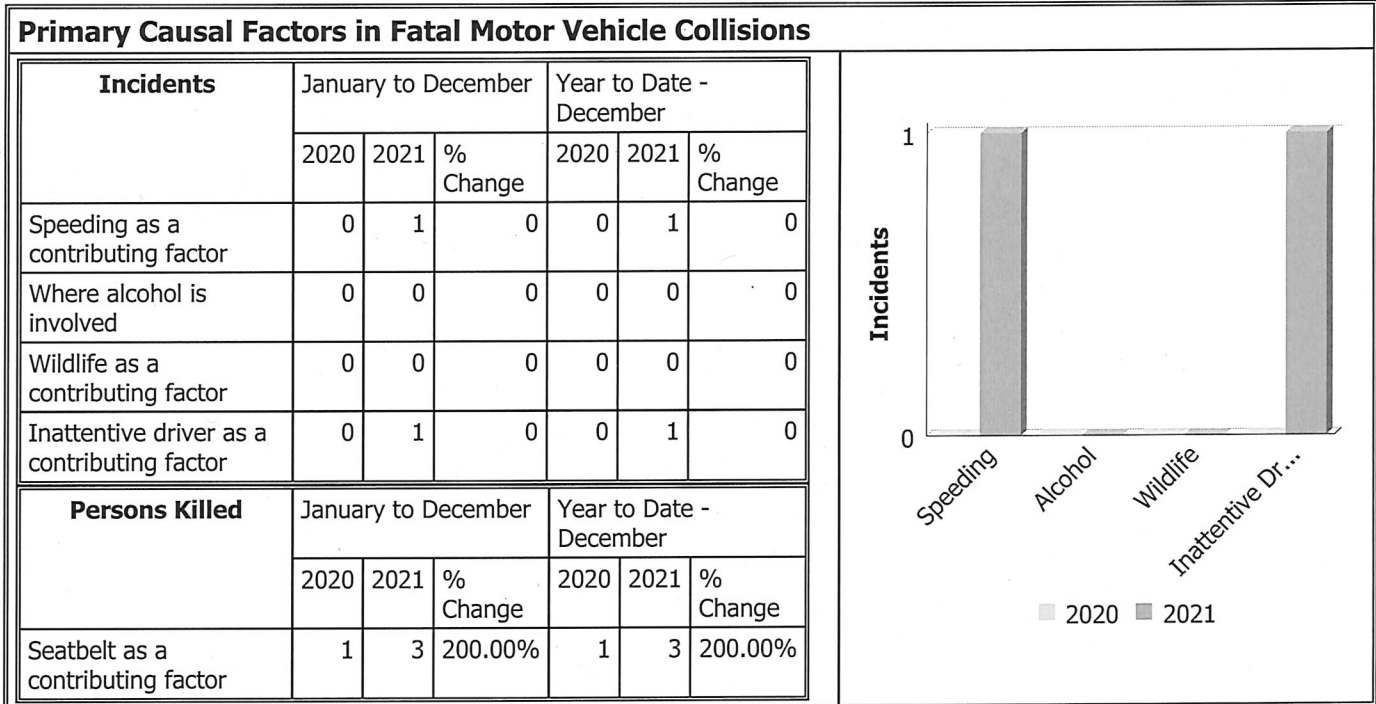
Persons Killed	January to December			Year to Date - December		
	2020	2021	% Change	2020	2021	% Change
Motor Vehicle Collision	1	3	200.0%	1	3	200.0%
Off-Road Vehicle	1	0	-100.0%	1	0	-100.0%
Motorized Snow Vehicle	0	0	--	0	0	--

**Detachment:** 2F - KENORA  
**Location code(s):** 2F00-KENORA  
**Data source date:**  
 2022/02/10

**Report Generated by:**  
 Follis, Julie

**Report Generated on:**  
 11-Feb-22 4:36:01 PM  
 PP-CSC-Operational Planning-4300

**Police Services Board Report for Kenora  
Collision Reporting System  
January to December - 2021**



**Data Utilized**

- SQL online application reporting system – OPP CRS 2.3.09
- Collision Reporting System Business Intelligence Cube

**Detachment:** 2F - KENORA  
**Location code(s):** 2F00-KENORA  
**Data source date:**  
 2022/02/10

**Report Generated by:**  
 Follis, Julie

**Report Generated on:**  
 11-Feb-22 4:36:01 PM  
 PP-CSC-Operational Planning-4300

**Police Services Board Report for Kenora**  
2021/Jan to 2021/Dec

<b>Public Complaints</b>	
Policy	0
Service	0
Conduct	0

**Date information collected from Professional Standards Bureau Commander Reports:** 2022-02-11

**Data Source**

Ontario Provincial Police, Professional Standards Bureau Commander Reports  
- Includes all public policy, service and conduct complaints submitted to the Office of the Independent Police Review Director (OIPRD)

<b>Secondary Employment</b>

<b>Daily Activity Reporting Patrol Hours</b>	
<b>Total Hours</b>	<b>2021/Jan to 2021/Dec</b>
Number of Cruiser Patrol Hours	6,559.50
Number of Motorcycle Patrol Hours	0.00
Number of Marine Patrol Hours	34.75
Number of ATV Patrol Hours	16.00
Number of Snowmobile Patrol Hours	91.00
Number of Bicycle Patrol Hours	0.00
Number of Foot Patrol Hours	1,559.50
Number of School Patrol Hours	285.50

**Data source (Daily Activity Reporting System) date:** 2022/02/05

**Detachment:** 2F - KENORA  
**Location code(s):** 2F00 - KENORA  
**Area code(s):** 2008 - Kenora (old association)

**Report Generated by:**  
Follis, Julie

**Report Generated on:**  
11-Feb-22 4:48:04 PM  
PP-CSC-Operational Planning-4300



**Ontario Provincial Police**  
BMHS Report

Report created on 2022/03/17 11:22  
Occurrences between 2021/01/01 00:00 and 2021/12/31 23:59  
Duty: 2F\*, Area: \*

**Compliance**

Breaks down the number of occurrences with a Mental Health UCR code present vs. the number of occurrences with a BMHS form present.

Region/ Detachment	Occs w/ MH UCR Code where contact made	Occs w/ MH UCR Code where NO contact made (8529,0020)	Occs w/ Empty BMHS Forms	Occs w/ Complete BMHS Forms	BMHS Compliance (excludes empty forms and occurrences where no contact made)
2F	580	11	13	560	97%

**Police Action**

Counts the number of times each police action is taken.

Region/ Detachment	Voluntary Escort to Hospital	Involuntary Apprehension	Apprehension Under Existing Order	Diversion/Referral	Charges Pending	Unspecified
2F	105/581 (18.07%)	98/581 (16.87%)	14/581 (2.41%)	160/581 (27.54%)	67/581 (11.53%)	205/581 (35.28%)

**Indicators of Disordered Thought and Violence**

Counts each 'Indicator of Disordered Thought' and 'Violence' exhibited in the last 24 hours, displaying the five most frequent.

Region/ Detachment	Most Frequent	Second Most Frequent	Third Most Frequent	Fourth Most Frequent	Fifth Most Frequent
2F	Abnormal thought process (302/581) (51.98%)	Socially inappropriate or disruptive behaviour (219/581) (37.69%)	Pressure speech or racing thoughts (207/581) (35.63%)	Intoxication by drug or alcohol (204/581) (35.11%)	Irritability (194/581) (33.39%)

**Previous Police Contact - Last 30 Days**

Region/ Detachment	No Contact	Any Contact, No Mental Health Apprehension	Any Contact, Mental Health Apprehension	Unspecified/Invalid
2F	190/581 (32.70%)	293/581 (50.43%)	70/581 (12.05%)	28/581 (4.82%)

**Time in Emergency Department**

Totals the amount of time officers spent in the hospital emergency department.

Region/ Detachment	Number of Forms with a Valid Arrival and Release Time	Total Time in Emergency Department	Mean Time in Emergency Department
2F	181	18 days, 06:47	02:25



### Disposition Following Psychiatric Assessment

Total counts of dispositions following a psychiatric assessment:

Region/Detachment	Admitted	Released	Unspecified/Invalid
2F	86/581 (14.80%)	83/581 (14.29%)	412/581 (70.91%)

### Raw Data Listing [\(show\)](#)

A listing of all occurrences that have either a Mental Health UCR code, or a BMHS form present.

Designed by the OPP RMS/CDE Application Support Unit